MOBICON Electronic Components

YUBRIGHT SINCE 1977

KB РЦ

SNAP-IN INSULATED SHAFT ROTARY POTENTIOMETER

Q-4569

F-14KV-1

Vertical Type, Dual Unit, Center Click available

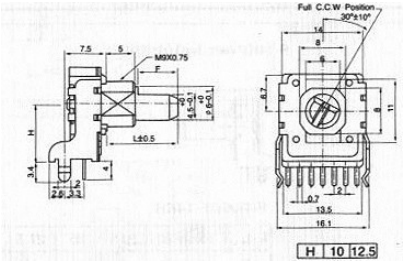

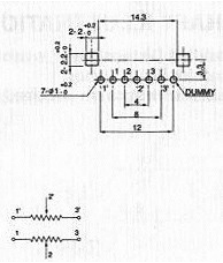

SNAP-IN INSULATED SHAFT ROTARY POTENTIOMETER

SPECIFICATIONS

Electrical Characteristics

- Total Resistance.....500 Ω ~ 1M Ω
- Total Resistance Tolerance.....±20%
- Resistance Taper.....A,B,C,D, See P81
- Max. Operation Voltage.....AC 50V, DC 20V
- Rated Power.....0.05 W
- Sliding Noise.....Less than 100 mV
- Insulation Resistance.....More than 100 M Ω at DC 250 V
- Withstand Voltage.....1 minute at AC 500 V
- Residual Resistance.....Term.1~2: Less than 20 Ω
  Term.2~3: Less than 20 Ω

Mechanical Characteristics

- Total Rotational Angle.....300° ± 10°
- Rotational Torque.....20gf.cm~200 gf.cm
- Rotational Stopper Strength.....3.0 Kgf.cm Min.
- Push-Pull Strength.....8.0Kgf Min.

Durability

- Rotational Life.....10,000 Cycles

SHAFT ILLUSTRATION

Standard Dimensions of Insulated Shaft for F-14K Series. (Customer designs are welcomed)

F-14KV(w/o bushing)

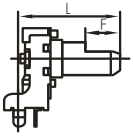

F-14KH(w/o bushing)

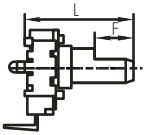

F-14KV/ F-14KH (Unit: mm)

L	15	20	22.5	25	27.5	30	32.5	35	37.5
F	4.5	7	7	12	12	12	12	12	12

F-14KV-1 (with bushing)

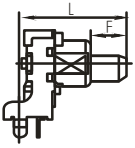

F-14KH-1 (with bushing)

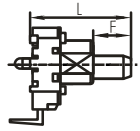

F-14KV-1/ F-14KH-1 (Unit: mm)

L	12.5	15	17.5	20	22.5	25	27.5	30
F	7	7	12	12	12	12	12	12